



**Tulsa Centrifugal  
Casting Machines**  
A GLOBAL ENGINEERING COMPANY

P.O. Box 702751, Tulsa, OK 74170-2751

Phone: 918-585-1400

Email: [sales@centrifugalcasting.com](mailto:sales@centrifugalcasting.com)

Web: [www.centrifugalcasting.com](http://www.centrifugalcasting.com)

## Centrifugal Casting Machines for the Foundry Industry



**SUKAN**  
CENTRIMACH LLP

SUKAN CENTRIMACH LLP

10, Prarthna Vihar

Opp. Manekbaug Post Office,  
Ambawadi, Ahmedabad - 380015

Contact- +91 9924121578

email: [sukancentrimach@gmail.com](mailto:sukancentrimach@gmail.com)

web: [www.sukancentrimach.com](http://www.sukancentrimach.com)



TCCM PROVIDES DESIGN ENGINEERING SERVICES TO MEET EACH CUSTOMERS SPECIFIC REQUIREMENTS. FROM MANUALLY OPERATED MACHINES TO SEMI-AUTOMATIC MACHINES FOR HIGH PRODUCTION. EACH MACHINE DESIGN IS MODELED USING OUR LATEST 3D DESIGN SYSTEM. OUR 3D MODELING PROGRAM PROVIDES THE EXACT COMBINED WEIGHTS OF THE MOLD AND CASTING THAT IS SO CRITICAL IN DETERMINING THE PROPER MACHINE FOR YOUR SPECIFIC REQUIREMENTS.

### HORIZONTAL CENTRIFUGAL CASTING MACHINES


There are several basic machine sizes available starting with our 5K, 10K, 15K, 30K, 50K and 100K series. Depending on the model, these machines can produce up to a total load rating of 100,000 lbs (45360 kgs). Both ferrous and non ferrous castings can be produce with lengths up to 20 ft.



5K series Horizontal Centrifugal Casting Machines



10K series Horizontal Centrifugal Casting Machines



30K Series Horizontal Centrifugal Casting Machine






50K Series Horizontal Centrifugal Casting Machine

## Centrifugal Babbitt Lining Machines



Horizontal & Vertical Centrifugal Babbitt Lining Machines available in a variety of sizes from Bench top models to large floor models capable of producing single piece or split shell Babbitt bearings.



## Vertical Centrifugal Casting Machines

True Centrifugal, Semi-Centrifugal, and Centrifuge (pressure castings) can be produced using Vertical Centrifugal Casting machines. From simple bushings to complex parts, they offer the most diversified method of producing a casting.


Portable vertical centrifugal casting machines to those mounted in a pit below floor level, are capable of handling loads from a few pounds up to several tons.

The portable machines are used for smaller castings such as gear blanks, flanges, and bushings where the larger machines are used to produce heavier loads such as bi-metal rolls, pulverizer rolls, and steel mill rolls just to name a few.



### Vertical Machine Sizes

Model	Capacity
V3K	3000 # @ 600 rpm (Mold Sizes up to 60" Dia.)
V5K	5000# @ 600 rpm (Mold Sizes up to 72" Dia.)
V6K	6000# @ 600 rpm (Mold Sizes up to 84" Dia.)
V10K	10,000# @ 600 rpm (Mold Sizes up to 84" Dia.)
V30K	30,000# @ 600 rpm (Mold Sizes up to 120" Dia.)
V50K	50,000# @ 400 rpm (Mold Sizes up to 144" Dia.)



V30K Vertical Centrifugal Casting Machine ready for shipment



VP Series Vertical Portable Centrifugal Casting Machines.

Model	Capacity
VP500	500 lbs (226 kgs) @ 1000 rpm
VP1000	1000 lbs (453 kgs) @ 800 rpm
VP1200	1200 lbs (544 kgs) @ 700 rpm
VP1500	1500 lbs (680 kgs) @ 500 rpm

**Note: capacity based on the combined load of both casting and mold.**



## CW-2015 Centrifugal Mold Wash with Diatomaceous Earth



[Diatomaceous Earth](#) (DE) is a substance made up of the fossilized remains of plankton; it looks like an off-white talc powder and has exceptional high thermal resistance and non-toxic. Amorphous diatomaceous earth has not been associated with any cancers in people making it ideal for foundry use. With average surface texture of an orange peel and proper thickness application, mold life can be increased.

A universal mold wash for both Horizontal and Vertical axis centrifugal molds with temperature application from 375-450° F [191-232°c] using the “Hot Mold / Wet Wash” method of application. Manufactured from fine mesh high temperature thermal resistant flour with Diatomaceous Earth added. When applied properly will adhere to the casting surface and will only leave residue in the mold bore. Shipped in heavy duty plastic containers in various sizes. Infinite shelf life allows for ease in storage along with an additive that helps keep the product in suspension providing quick and easy mixing prior to use.



9924121578  
sukancentrimach@gmail.com  
www.sukancentrimach.com

In Collaboration with



## QUESTION-SHEET

In order for SUKAN CENTRIMACH LLP to provide a proposal, we request that the following information be provided

Range of Casting Sizes: (inches or mm)

Outside Diameters: from \_\_\_\_\_ to \_\_\_\_\_

Inside Diameters: from \_\_\_\_\_ to \_\_\_\_\_

Overall Lengths: from \_\_\_\_\_ to \_\_\_\_\_

Type of molten metal to be poured \_\_\_\_\_

Is Molten metal continuously available during the work hours \_\_\_\_\_

Quantity of castings required per week \_\_\_\_\_

Work hours available per week \_\_\_\_\_

Furnace Make and Capacity \_\_\_\_\_

Additional Information: